



August 11, 2014

Dear Bridging Math Practices Participant!

Greetings! We hope that you are having a wonderful summer!

We are very excited to continue our work together as part of the *Bridging Practices across Connecticut Mathematics Educators* Mathematics and Science Partnership Grant. Our final two days for our Summer Workshop 2014 will be **Monday, August 18 & Tuesday, August 19** from **8:30 a.m. – 4:30 p.m.** in Gentry 144. As before, parking is provided – *please bring in your parking ticket to be validated* – and there will be a coffee service in the morning and lunch.

IMPORTANT TO-DO REMINDER! **Post your short bio/intro!** Please visit the Bridging Math Practices website: <http://bridges.education.uconn.edu> All the information from this mailing will be there. More importantly, within the website, under **Participants' Corner**, you'll find the link to the wikispace where you can post your short intro. Please do this before the 18th so we can continue to get to know one another and to help us all learn names. If you have trouble, please email Paul at paul.steller@uconn.edu.

Included in this mailing are multiple items, listed below. Please read through this and see any relevant attachments. Let us know if you have any questions.

1. Reminder List – what to bring, and who is presenting for the protocol guided discussions
2. Directions to get to the Bridging Math Practices website and how-to guide for posting your Wiki bio
3. Campus map and parking information (same as before)
4. New Consent Form requesting permission for the research component of the project *during the academic year* (Separate attachment.)

For the last item above, we are attaching a Consent Form for participation in the next research component of the project. You received a Consent Form in June that asked if you would consent to participate in our research on the Summer Workshop. The Consent Form attached asks for your consent to participate in our research on the work throughout the 2014-2015 school year as well as next summer's workshop. We are interested in documenting our work, better understanding how teachers can be supported in gaining knowledge about argumentation and reasoning for their classroom practice, and how teachers support their students with these practices. Please read the Consent Form. We are happy to answer questions via email. There also will be time to answer your questions and review the Consent Form at the Summer Workshop. When you feel all your questions have been addressed, you may return the Consent Form via mail in advance (Dorothea Anagnostopoulos, 249 Glenbrook Road, Unit 3064, Storrs,

CT 06269), bring it to the workshop, or return it at a later time. We will also have copies of the form at the workshop. Please remember that participation in the research study is optional. It will not affect your participation in the Bridging Math Practices project. Thank you for considering our request.

Some of you have asked about your stipend. It seems everyone's paperwork is in order and these will be submitted the day after the workshop ends. There is some required turnaround time. You will receive the stipend no later than September 30th, and likely earlier (via check, in the mail).

If you have any questions please do not hesitate to contact Dorothea Anagnostopoulos at dorothea.anagnostopoulos@uconn.edu. We are looking forward to seeing you soon!

Sincerely,

The Bridging Math Practices Team from UConn

Dorothea Anagnostopoulos

Fabiana Cardetti

Tutita Casa

Megan Staples

Summer Workshop Instructors

Alvaro Lozano-Robledo

Mary Truxaw

Graduate Assistants

Sharon Heyman

Steven LeMay

Paul Steller

Madelyn Williams



Reminder List: What to Bring to the Workshop

1. Name tag and binder!
2. Please bring the task, tool or resource you have been working on. We will have worktime each of these 2 days, including some time while Shelbi Cole, the Director of Math for Smarter Balanced Assessment Consortium, is visiting.
3. PRESENTERS! Our records show the following presenters for August 18 and August 19. If there have been any changes, please let us know (mary.truxaw@uconn.edu). Also, please remember to email or bring a hardcopy of your materials (resource/tool and presenter organizer handout) so that we can make copies for your group. If you need, the Presenter Organizer is on the website, under Summer Workshop, Day 1.

Team	Presenter August 18	Presenter August 19
A	Wendy	Patrice
B	Diane	Catherine
C	Laura	Donna
D	Michelle	Kylie
E	Monica	Lisa
F	Deryann	Danielle
G	Barbara	Mike
H	Jenn	Jeanna
I	Kristin	John
J	Cathy	--

4. For Tuesday, if possible, please bring what you know about your schedule for the fall. We will be looking to establish common times when people can continue working together.
5. Laptop and tablet devices are welcome, but not required.
6. Layering with a sweater or sweatshirt is encouraged. With summer time and AC, the rooms we will be working in fluctuate in temperature and sometimes are on the colder side.

Bridging Math Practices Website and Wikispaces Directions

Throughout your work with the Bridging Math Practices project, we hope that you will use our two websites to link to resources and submit reflections.

<http://bridges.education.uconn.edu/>

This first website is the main Bridging Practices UConn website. Here, you can find information about the UConn Team, copies of forms you have been given, and information about the Summer Workshops (including where to park). Additionally, in the *Participant's Corner*, you will find helpful resources pertaining to Mathematical Reasoning as well as other topics. Check back on this page for any updates to the program!

Also, when you click on *Participant's Corner* you'll see a link to our password-protected Wikispaces. <http://neag-bridges.wikispaces.com>

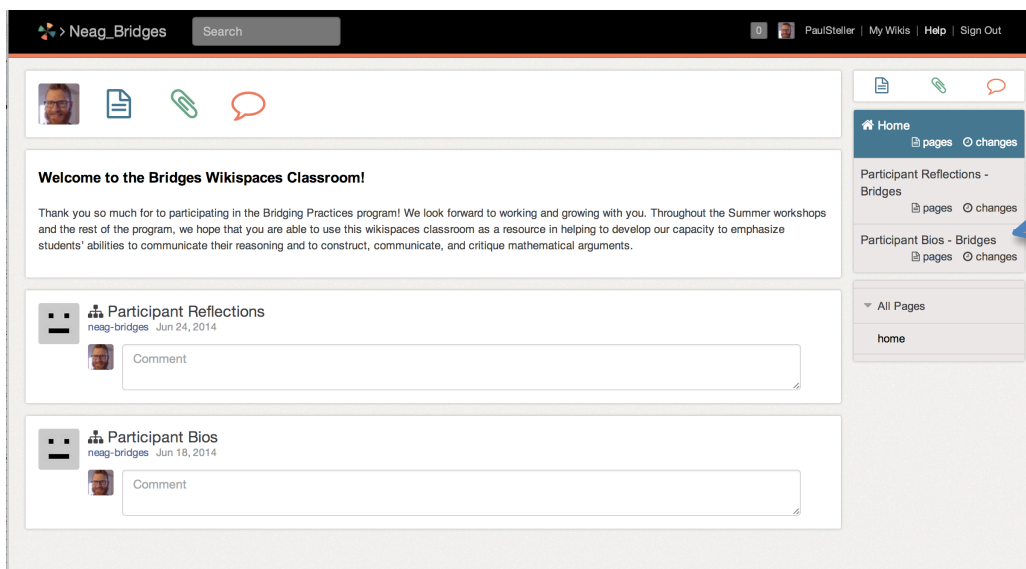
Your Account info: In our Neag-Bridges wikispaces where you will be able to post articles, worksheets, and reflections throughout the Bridging Practices project including during the Summer Workshops and the next school year. Here is your account information:

User Name: **FirstnameLastname** (no spaces and case sensitive, see note below)
Password: **Bridges1**

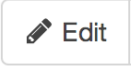
As was mentioned in the workshop, **some user names have numbers at the end of them**, especially for more common names. If you cannot remember what your user name is, try signing in with your email. If that doesn't work, you can always email the BPCME team with questions about logging in

To Edit Your Wikispaces Bio:

1) From the main screen, click **Participant Bio - Bridges** on the right hand side:



The screenshot shows the main interface of the Neag_Bridges Wikispaces. At the top, there is a search bar and user information for PaulSteller. The main content area includes a welcome message, a 'Participant Reflections' section with a comment box, and a 'Participant Bios' section with a comment box. On the right side, there is a navigation menu with 'Home', 'Participant Reflections - Bridges', and 'Participant Bios - Bridges'. A blue arrow points to the 'Participant Bios - Bridges' link in the menu.

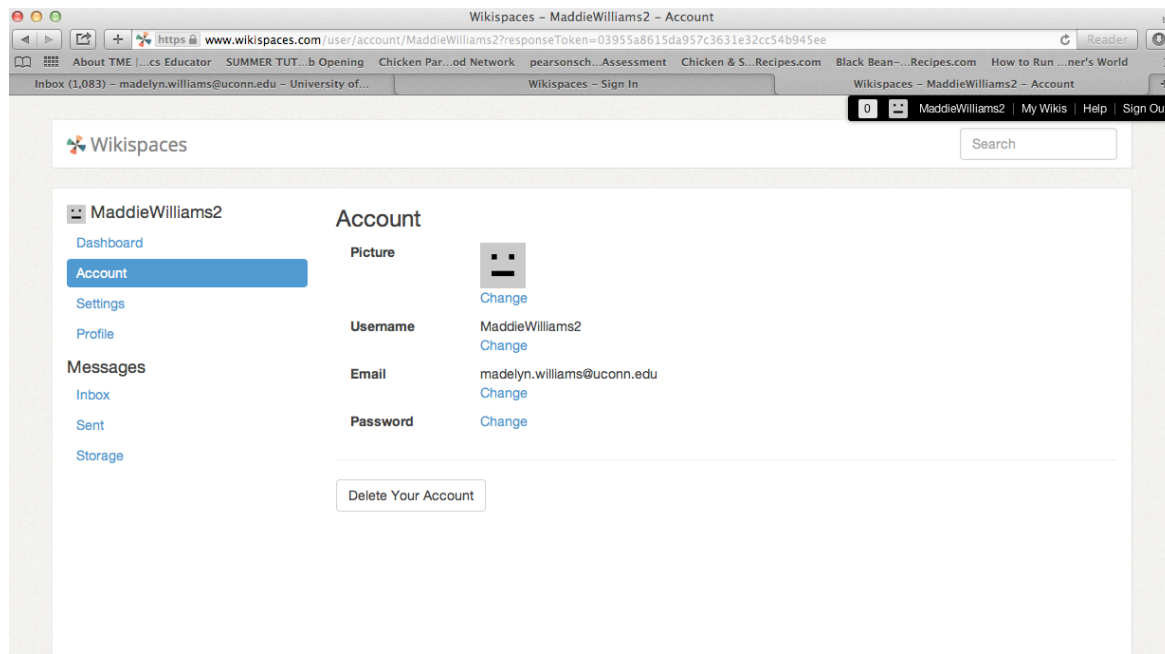
- 2) From there, click the  button at the top right.
- 3) Scroll down to your name and picture and start typing!
- 4) After you have finished typing, make sure to click **Save** at the top right.

To Change Your Password (optional)

Once you sign in, feel free to change your password by

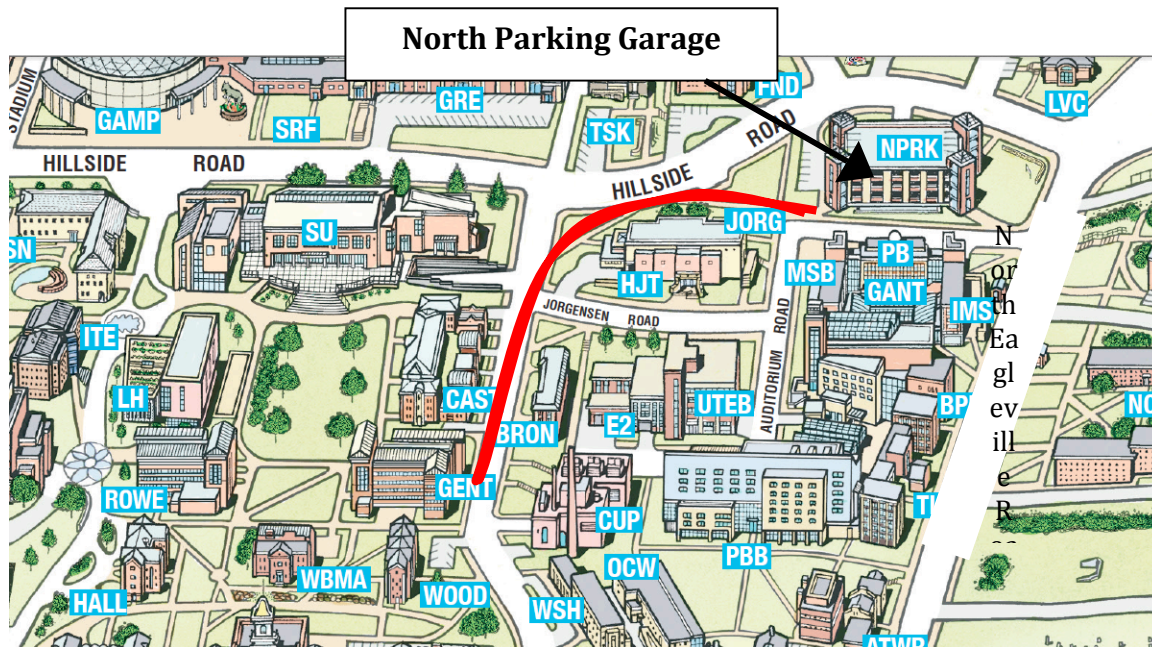
- (1) clicking your name at the top right
- (2) clicking Account (located on the left)
- (3) clicking Change next to Password.

To make things easier, please keep your username as your First and Last name (no one will be able to access this website outside of the Bridging Practices participants and team).



On the main Bridging Practices wikispaces page, you will see tabs on the right-hand side. Clicking on these tabs will bring you to the appropriate page, where you will find instructions for those specific pages.

Campus Map and Parking Information



Parking for All Visitors:

North Parking Garage (NPRK)
103 North Eagleville Road, Storrs, CT 06269

Walking Directions to Gentry (GENT) from North Parking Garage (NPRK) (highlighted in red on the map)

Walk straight out of the North Garage towards campus.
Walk by Jorgensen Center for the Performing Arts (JORG) (the theater).
Veer left down Glenbrook Road (first road after Jorgensen Center for the Performing Arts).
Walk down Glenbrook Road until you see the Gentry building (it will be the second building on your right).
Enter and proceed up the flight of stairs. We're on the main floor in the large glassed in room on your right.

CONSENT FORM

This is sent as a separate PDF form. We will have copies at the workshop as well. Please read it and let us know if you have questions.

Thanks!