

ity (Repp, 1998; Sundberg, Friberg, & Fryden, 1991). How does a performer resolve these apparently contradictory demands?

The answer comes from longitudinal case studies of concert soloists preparing for performance. Music practice naturally produces a detailed behavioral record that is not available for the learning of most types of highly skilled behavior. During practice, musicians constantly start, stop, back up, and repeat, making split-second decisions as they review every aspect of technique, interpretation, and performance. The behavioral record generated in practice provides a window into the cognitive processes involved in developing a high level skill. By itself, however, the behavioral record is relatively uninformative unless supplemented by an understanding of the musician's goals (Chaffin & Imreh, 2001).

Experienced musicians have a detailed understanding of the factors that go into their decisions during practice (Hallam, 1995a, 1995b) and in the studies reviewed here, this understanding provides an important source of information. The musicians were asked to provide detailed, retrospective reports about all of the features of the music they thought about during practice. They marked on copies of the score every point where they had thought about each aspect of the music: structure, basic technique, interpretation, and performance. When these reports were correlated with measures of practice, recall, and performance, those aspects of the music affecting each activity could be identified. For example, if playing started or stopped at places where the musician reported needing to recall information from memory, this suggested that the musician was practicing memory retrieval. In this way, the detailed behavioral record naturally provided by music practice can be interpreted.

Case studies are the method of choice for studying highly developed skills like those of a concert soloist. The 20+ years of training required for a career on the concert stage increases the normal range of individual differences so that aggregating observations across individuals risks obscuring the phenomena of interest (Ericsson & Oliver, 1988). Here we describe conclusions about expert musical performance based primarily on case studies of a concert pianist (Chaffin & Imreh, 2001, 2002, Chaffin, Imreh & Crawford, 2002; Chaffin, Lemieux & Chen, 2004, 2006; Chaffin, Imreh, Lemieux & Chen, 2003), a jazz pianist (Noice, Chaffin, Jeffrey & Noice, in press), a cello soloist (Lisboa, Chaffin, Schiaroli & Barrera, 2004), and a soprano and conductor (Ginsborg, Chaffin & Nicholson, 2006). We use these data to test the application to music of theories developed to account for skilled memory in other domains, such as chess and acting, (Ericsson & Kintsch,

1995), intuitive problem solving (Gobet & Simon, 1996), and motor skill (Van Orden, Holden, & Turvey, 2003).

Experts in any domain memorize with a facility that seems superhuman (Chase & Simon, 1973, Gobet & Simon, 1996). Musicians are no exception; their biographies are full of tales of amazing memory feats, such as the story of the young Mozart's ability to write from memory Allegri's *Miserere* after two hearings (Cooke, 1999) or Jorge Bolet's memorization of Liszt's *Mephisto Waltz* in an hour and a quarter (Noyle, 1987). The abilities of other expert memorists have been attributed to the use of highly practiced retrieval strategies (Ericsson & Kintsch, 1995). In describing memory for skilled activity, Ericsson & Kintsch argue that the end products of processing can be stored in long term memory and accessed through retrieval cues in short term memory. It is not, however, obvious that principles of expert memory derived from the study of memory for chess boards (Chase & Ericsson, 1982; Chase & Simon, 1973), digit strings (Chase & Ericsson, 1982; Thompson, Cowan & Friedman, 1993), and dinner orders (Ericsson & Oliver, 1989) apply to musical performance. Motor and auditory memory play crucial roles in musical memory but not in these other domains. In spite of the large differences, the case studies of concert soloists reviewed here suggest that the same principles apply.

The feats of expert memorists have been explained in terms of three principles: meaningful encoding of novel material, use of a well learned retrieval structure, and extended practice to decrease the time needed for retrieval from long-term memory (Ericsson & Kintsch, 1995). The same three principles appear to apply to expert music performance (Chaffin, Imreh & Crawford, 2002; Krampe & Ericsson, 1996). First, experts' knowledge of their domain of expertise allows them to encode new information in terms of ready-made chunks already stored in memory (Miller, 1956; Tulving, 1962; Mandler & Pearlstone, 1966). For a musician, these include familiar patterns like chords, scales, and arpeggios, whose practice forms an important part of every musician's training (Halpern & Bower, 1982). Second, expert memory in any domain requires a retrieval scheme to organize the cues that provide access to the chunks of information in long-term memory (Ericsson & Oliver, 1989). For a musician, the formal structure of the music conveniently provides a ready-made hierarchical organization to serve as a retrieval scheme (Chaffin & Imreh, 1997, 2002; Williamon & Valentine, 2002). For example, Figure 1 shows the structure of one of the pieces whose preparation was the subject of a case study, the *Italian Concerto (Presto)*

by J.S. Bach. The piece is hierarchically organized into movements, sections, sub-sections, and bars within which more specific retrieval cues (*performance cues*) are embedded. The third principle of expert memory is that prolonged practice is required to bring the speed of operation of this retrieval scheme up to the point where an expert can rely on long-term memory to perform tasks for which most people would use working memory (Ericsson & Kintsch, 1995). For the musician, this involves practicing memory retrieval until it is rapid and reliable enough to keep pace with the tempo required for performance.

Rapid memory retrieval is important in music performance to prevent the hands from “running away” as motor performance outstrips the corresponding conceptual representation in working memory. Practice is needed to coordinate motor performance with retrieval from declarative long-term memory so that the memory for what comes next arrives in working memory at just the right moment, before the corresponding motor sequences, but not so far in advance as to interfere with the execution of the preceding notes.¹ A goal of the preparation for public performance is to devise a plan that ensures that memory does not fail while under the pressure of a live performance. In an attempt to explain the mechanisms by which performers plan production sequences, Palmer and Pfordresher (2003) developed an incremental planning model, which treats memory for serial order in music performance as response preparation rather than response selection. In their framework, serial ordering in music is determined by contextual associations among pitch events, such as those prescribed by rhythm and meter. They argue that response preparation for a sequence of events is in part a function of metrical similarity (the similarity of metrical accent strength between events) and serial proximity between events. By fitting the predictions of the model to behavioral data, they determined that errors increased with metrical similarity and serial proximity and that the range of planning increased with experience and decreased with tempo. This finding could potentially help explain why even experienced performers often find it difficult to keep head and hands together in a fast piece where there are no pauses or long notes which would allow time to think ahead. As the pianist in a study of the *Italian Concerto* described below explained:

“My fingers were playing the notes just fine. The practice I needed was in my head. I had to learn to keep track of where I was. It was a matter of learning exactly what I needed to be thinking of as I played, and at exactly what point so that as I approached a

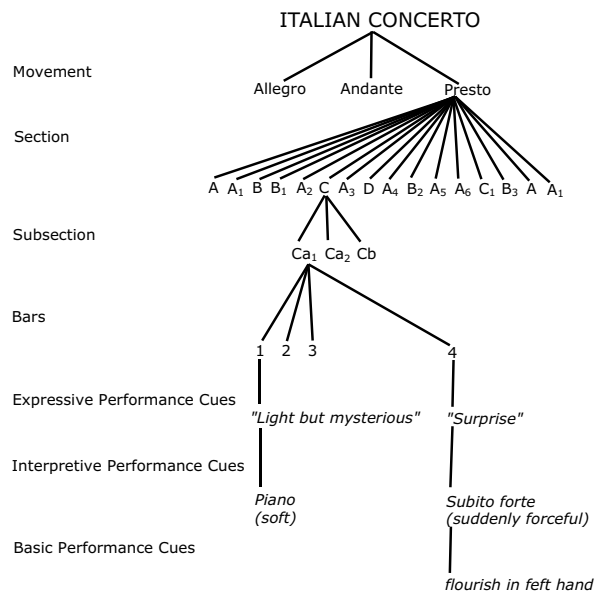


Figure 1.

Hypothetical hierarchical retrieval scheme “unpacked” for Section C of the Presto. Main themes (sections) are represented by capital letters. Section C is “unpacked” into subsections (Ca1, Ca2, Cb). Subsection Ca1 is further “unpacked” into its performance cues (adapted with permission, from Chaffin et al., 2002, p. 200)

switching point I would automatically think about where I was, and the switch would go” (Chaffin et al., 2002, p. 224).

We call the kind of memory retrieval cues that the musician is talking about here, *performance cues*. Performance cues are the landmarks of the piece that an experienced musician attends to during performance, carefully selected and rehearsed during practice so that they come to mind automatically and effortlessly as the piece unfolds, eliciting the highly practiced movements of fingers, hands, and arms. Performance cues become an integral part of the performance and provide a means of consciously monitoring and controlling the rapid, automatic actions of the hands.

Performers are faced with a paradox. On the one hand, the performance must be completely automatic to cope with the highly charged atmosphere of the concert stage. Every action must be automatic or it will be forgotten in the adrenaline rush of stepping out in front of an audience. On the other hand, performance is a creative activity, not simply the rote repetition of overlearned movements. Most performers would agree with the eminent Russian pianist Emil Gilels that:

“When I am in top form... the ideas are always different. Sometimes I play with greater changes in dynamics, sometimes with less... I must say it is different each time I play, and it is a process which... includes mastery of the work, knowing the details, be-

ing comfortable with it, and then adding the fantasy (Mach, 1991, vol. 2, p. 123).

Gilels apparently considered his ability to vary his performances to be a reflection of his artistry and skill. Gilels is not talking here about the sort of random variability that is present in any psychological process (Gilden, 2001), but about differences in the *musical gestures* of his interpretation. These are the carefully calibrated nuances of timing, dynamics, and timbre that are responsible for the *ritardandos*, *crescendos*, and phrasings that bring a piece of music to life (Shaffer, 1984; Shaffer, Clarke & Todd, 1985; see Gabriellsson, 1999, for a review). Each performer's interpretation is unique, and soloists' reputations depend on their ability to develop interpretations that are both distinctive and convincing. Flexibility is a general characteristic of skilled musical performance as it is of other motor skills (Latash, Scholz & Schoner, 2002; Todorov & Jordan, 2002; Van Orden et al., 2003). For the musician, flexibility is necessary to adapt to the idiosyncrasies of each instrument, hall, and audience, to provide a feeling of freshness and spontaneity, and to recover from the mistakes that are an inevitable aspect of any live performance.

Performance cues provide flexibility by allowing the performer to remain mindful of a memorized performance that has become automatic through extended practice. Performance cues allow the musician to attend to some aspects of the performance while allowing others to be executed automatically (Chaffin et al., 2006). Performance cues are the retrieval cues that elicit the knowledge of what comes next from long term memory, providing the musician with a mental map of the piece in working memory that continuously unfolds as the performance progresses. Careful preparation of these cues makes it possible for soloists to reliably perform challenging works from memory on the concert stage.

We can distinguish four types of performance cue. *Structural* cues are critical places in the formal structure of the music, such as section boundaries, where musical material changes. *Expressive* cues represent musical feelings to be conveyed to the audience, e.g., surprise or excitement. *Interpretive* cues are places where some aspect of interpretation requires attention, e.g., a change of tempo or dynamics. *Basic* cues represent the critical details of technique or musical structure that must be executed exactly for the performance to unfold as intended, e.g., the use of a particular fingering in order to set up the hand up for what follows. The four types of performance cue are organized hierarchically, as in Figure 1: structural,

expressive, interpretative, and basic. The sections and subsections of the formal structure provide the upper levels of the hierarchy, with expressive cues further dividing subsections into expressive phrases. Interpretive and basic performance cues are embedded within this hierarchical organization, providing different types of information about critical points of interpretation and technique.

Different musicians are likely to use the same structural cues for a particular piece (although Ginsborg et al., 2006 describe a case where a singer and conductor understood the musical structure slightly differently), and to differ more from one another at lower levels in this hierarchy. The basic performance cues provide the most unique information and at this level the requirements of different performers and different instruments are likely to differ widely. For example, basic performance cues for a cellist include issues of intonation, bowing, and changing string (Lisboa et al., 2004) that are not relevant for a pianist (Chaffin et al., 2002). For solo works, the only performance cues required are those for the individual musician, while for ensemble performance the musicians must also establish shared performance cues to coordinate their actions (Ginsborg et al., 2006)

In learning a new piece, the musician moves up and down the hierarchy, attending to each level of organization and each type of cue in turn at different points in the learning process (Williamson, Valentine & Valentine, 2002). Experts in other fields approach a new problem, by looking at the "big picture" (Chi, Feltovich & Glaser, 1981; Glaser & Chi, 1988; Gobet & Simon, 1996). Musicians approach the task of learning a new piece in the same way, by getting an overall "artistic image" of how the music should sound (Neuhaus, 1973; Chaffin et al., 2003). During this initial stage, the musician identifies the formal structure of the piece as well as many of the places that will later become expressive, interpretive, and basic performance cues. In later practice sessions, the musician focuses on basic technique and then on interpretation, revisiting each repeatedly as learning progresses. When the piece is ready, attention returns to expressive performance cues during final preparation for a public performance. Ideally, the musician performs with expressive and structural cues in the spotlight of attention with basic and interpretive performance cues in the background, ready to be called upon if needed.

In the studies reviewed here, four types of evidence show that musicians attend to different types of performance cues as their memory for a piece develops and they continue to attend to them dur-

ing polished performances at the end of the learning process. First, the musicians' spontaneous comments to the video camera taping their practice indicate the issues that are the focus of their problem solving efforts at that moment. Second, the locations of starts, stops and repetitions during practice reveal which aspects of the music the musician was attending to during practice, both those that they were deliberately thinking about as well as those that affected their activities more automatically. Third, tests of recall of the musical score after the final performance indicate how the piece was organized in a performer's memory when it was last played. Fourth, a comparison of bar-to-bar fluctuations in the tempo and dynamics of polished performances indicates which aspects of the performance can be spontaneously altered from one occasion to another.

A CASE STUDY: THE ITALIAN CONCERTO (PRESTO)

We will illustrate what can be learned about how experienced musical soloists memorize by describing one study of a concert pianist, Gabriela Imreh, learning the *Italian Concerto (Presto)* by J.S. Bach for professional recording as part of an all-Bach CD (Imreh, 1996). [The entire *Presto* can be heard at [http://psychlops.psy.uconn.edu/rchaffin/Italianconcerto\(presto\).mp3](http://psychlops.psy.uconn.edu/rchaffin/Italianconcerto(presto).mp3)] First we will describe three occasions on which the pianist talked to the camera immediately after a practice performance, describing what she was attending to as she played. Second, transcription of the practice clearly reveal the performance cues that the pianist

was thinking about as she practiced and the changes in the kind of cue she attended to as her mastery of the piece developed. Third, recall of the score after the final performance reveals the organization of the music in the pianist's memory at the end of the learning process. Fourth, a comparison of practice performances near the end of the learning process with the performance released on the CD demonstrate the kind of flexibility the pianist was able to introduce into her polished performances.

The pianist had played Bach throughout her career and had taught the *Italian Concerto* to a student three years before, but had never performed the piece herself before the start of the study. The *Presto* is of moderate difficulty (Hinson, 1987), is scored in 210 bars in 37 sections, notated in 2/4 time, and lasts for 3-4 minutes at performance tempo. The pianist recorded her practice from the first time she sat down at the piano until the piece was performed without the score at the recording session.

Description of the learning process

Preparation of the piece took 57 practice sessions, totaling 33 hours 25 minutes, over 10 months including two breaks totaling almost 6 months during which the piece was not practiced (see Table 1). After an initial sight reading through the whole piece, practice began with the pianist working her way through the piece a few sections at a time making fingering decisions and establishing motor memory through repetition. This continued through session 6, at which point there was a three-day break dur-

Table 1.

Distribution of practice sessions across 42 weeks, showing mean session duration and mean length and number of practice segments (uninterrupted playing of the score) per session.

Session	Description	Weeks from start of practice	Session duration		Practice Segments	
			Total	Mean	Mean length (bars)	Mean number
1-6	Section-by-section	1-3	6:20	1:03	5.4	381.7
7-8	First performance from memory	3	2:18	1:09	8.0	362.5
9-16	Developing automaticity	3-20	5:32	0:41	15.5	134.5
	BREAK 1	5-19				
17	Memorization	20	1:02	1:02	47.6	60.0
18-24	Polishing for first performance	21-22	4:13	0:36	39.3	35.5
	BREAK 2	23-30				
26-27	Re-learning	30	0:55	0:21	16.3	60.5
28-36	Increasing the tempo	32-36	5:55	0:39	21.0	93.2
37-44	Polishing for second performance	37-41	3:15	0:24	63.0	20.0
45-57	Maintenance	41-42	3:55	0:18	(not recorded)	(not recorded)

ing which the pianist worked on the first movement. When she returned to the *Presto* in session 7, work in each session ranged over the entire piece, rather than being limited to a few sections as before. The goal was now to develop the ability to play through the whole piece fluently and session 8 ended with the first practice performance “*mostly from memory*”. The pianist played the piece through without the score for the first time at the end of session 12 to see how well it was memorized before setting the piece aside for nearly four months. Developing fluency continued after the break until, in session 17, she began to systematically practice playing from memory. Another 4¼ hours of practice were needed to get ready for the first public performance after which she put the piece aside again.

When the pianist returned to the piece two months later, she decided that the tempo needed to be faster and put in another seven hours bringing it up to the new tempo. By session 36 she reported, “*The mistakes are starting to fade out a little bit... It’s coming along*” and in session 45, decided that the piece was ready and stopped recording her practice. She played through the piece each day until the recording session two weeks later, however, and in sessions 49 and 50 she recorded six practice performances in order to have a performance on videotape to play to audiences during talks about the research.

Pianist’s comments after practice performance

There were three occasions when the pianist played the piece through from memory and described the performance cues she was using. The first time she did this, in Session 12, the only cues mentioned were structural.

“Probably now the seams [between sections] are quite obvious... It’s going to take a while to get through this, but it’s good [for me]. Now I have to check each transition [between themes] because each time it’s something different. That’s the second time, so ... Oh, I confused them.”

The next time was in Session 17, and this time structure was hardly mentioned. Now the focus was on basic cues – technical difficulties, fingerings, and patterns of notes.

“Eventually at this level you start to have a sort of map of the piece in your mind and you ... focus on certain places in it. I’ll try to tell you... I have a thing in bar 42 where I have to remember to go all the way

to the G ... I have to concentrate on the fingering in bar 65, the left hand divided between two, four fingers... I have, oh boy, the scale in the left hand at [bar] 124, the two fours in a row... The fingering in 186”.

The third description was at the end of Session 24, the day before the pianist performed the piece in public for the first time. Now the focus was on interpretation; basic cues were hardly mentioned.

“Then I return to very lightly pianissimo. And again, just the left hand B flat (accented), and then I return to pianissimo... And that gives me again room for a nice crescendo in [bar] 86 and on... ”

There was almost no mention of expression. This does not mean that the public performance the next day was not expressive. There was plenty of expression built into the automatic actions of the performance. But the pianist was not yet focusing on expression as she played. The first direct mention of expressive performance cues came in a more formal report made after Session 31. The pianist was asked to give some examples of the performance cues she was using. Her reply took the form of a diagram (see Figure 2) in which she marked the performance cues she was using for bars 77-92. Expressive goals were mentioned for the first time in this diagram as expressive performance cues, along with basic and interpretive performance cues. Some bars contained all three. For example, bar 85 contains an expressive cue marked, “*start building tension*”, an interpretive cue labeled, “*start crescendo*”, and a basic cue labeled “*left hand leads, pattern changes, more legato*”. The three cues represent three different ways of thinking about the same point in the music. The different ways of thinking would have been salient at different points in the learning process. In session 17 attention would have been on “*Left hand leads...*”. In session 24, the interpretive performance cue at the same point was referred to as the “*nice crescendo in [bar] 86*”. Finally, in the report of performance cues given after session 31, the pianist identified the expressive effect of the crescendo with the expressive performance cue, “*start building tension*”.

The pianist’s descriptions of what she was attending to in practice provide the first indication that she attended to different types of performance cues at different points in the learning progress. The progression in her comments suggest that she attended first to musical structure, then to basic cues, next to interpretive cues, and finally to expressive cues. We turn now to behavioral data for further evidence supporting this conclusion.

Performance Cues




Figure 2. The performance cues (represented by arrows) that the pianist reported attending to during practice and performance for bars 77-92

Starts, stops and repeats during practice

Another source of information about what the pianist was attending to is provided by her practice. Where did she start and stop; which bars were repeated more? Starts, stops, and repetitions provide a revealing behavioral record of what the pianist was thinking about during practice. Decisions are made rapidly and continuously, reflecting the moment-to-moment judgments and decisions of the musician. Starting at a particular location requires attention to the music at that location, as does deliberate stopping. Stopping, when not deliberate, indicates problems. Repetition shows that a passage was singled out for practice.

Figure 3 shows a portion of the practice record for session 9 in which the pianist worked on the same short passage for which we just described the performance cues. The record shows that the starts, stops, and repetitions were not random. For example, some bars were used as starting places more than others. What was special about these bars? The performance cues in Figure 2 provide the answer. The pianist was starting at performance cues. In Figure 3, we see the

performance cues being set up as the pianist worked on this passage for the first time. Starting at a particular spot establishes a retrieval cue so that later, simply thinking of that spot in the music is sufficient to initiate playing (Chaffin & Imreh, 2002; Chaffin et al., 2003). This conclusion is not based solely on the small sample of practice in Figure 3. Performance cues affected practice throughout the 10 months of practice with different types of performance cues affecting practice at different points in the learning process.

Effects of each type of performance cue on practice were identified by transcribing the practice in each session and counting the number of starts, stops, and repetitions for each bar. These three measures served as dependent variables in regression analyses in which the number of performance cues of each type of performance cue reported for each bar were the predictors. Table 2 summarizes the results of these analyses. Most of the effects were positive, indicating that the pianist was starting, stopping or repeating bars containing performance cues significantly more than at other bars not containing cues. Negative effects also indicate that the pianist was paying attention to the type of cue producing the effect but was avoiding

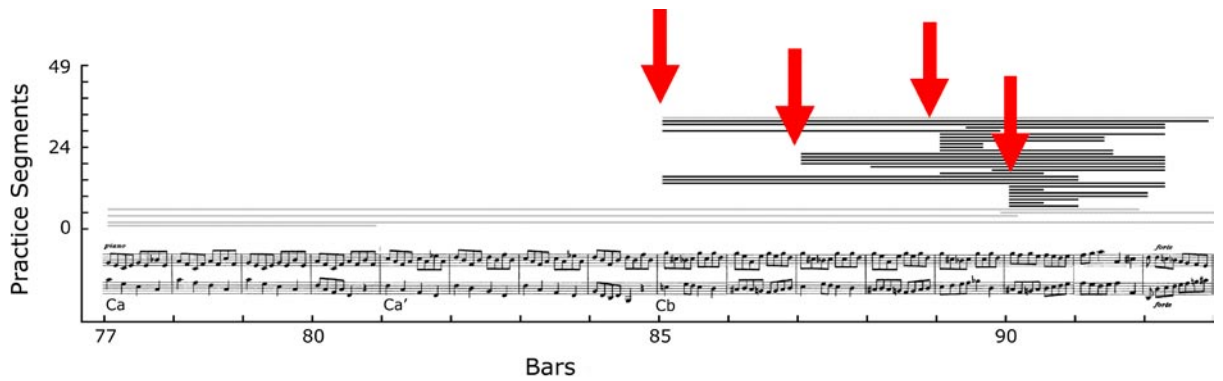


Figure 3.

The record of practice during Session 9 of bars 77-92. The record reads from bottom to top, with each line representing the playing of the music shown below. Each time the pianist stopped and started again the record begins again on the next line up. The starting places correspond with the location of the performance cues for the passage. In Session 9, the pianist was setting up the performance cues by using them as starting places.²

Table 2.

Significant effects ($p < .05$) of musical structure and performance cues on the frequency of Starts (S), Stops (E) and Repetitions (R) as a function of practice session. Positive effects are listed in blue and capital letters, negative effects in red and lowercase.²

	Sessions							
	1-6	7-8	9-16	17	20-24	26-27	28-36	37-50
Musical Structure								
Begin Section	S E		S	S	S	S	S	S
Ends Section	R						E	
Switch	S E R						E	R
Performance Cues								
Basic Cue	S	S E R	S R	R				r
Bar after Basic Cue	R	S E R	E R	R				
Interpretive Cue			S R		E	S R		S
Bar before Interpretive			R	S	E R	R		
Expressive Cue				S				r
Bar before Expressive					r	r	e r	e
Bar after Expressive							e	e
R2 Starts	.23	.22	.28	.16	.08	.15	.12	.11
R2 Stops	.16	.29	.17	.05	.07	.06	.14	.07
R2 Repeats	.10	.44	.42	.20	.06	.18	.10	.18

stopping, starting, or repeating them. Negative effects occurred mainly for expressive cues and indicate that changes of expressive intention were practiced by playing through them without stopping.

The practice data summarized in Table 2 showed that the pianist was thinking about the formal structure throughout the learning process and attended to each type of performance cue in turn. The progression was similar to the one we have already seen in the comments: first basic, then interpretive, then expressive,

with effects of structure throughout. We next describe this pattern of effects in more detail.

Formal structure

The pianist started and/or stopped at section boundaries (beginnings and ends of sections) more often than at other locations in every session set except sessions 7-8. The effects show that the pianist was thinking of the structure throughout, suggesting that she used the hierarchical organization as a retrieval structure

(Chaffin & Imreh, 2002; Miklaszewski, 1989, Williamon & Valentine, 2002). In sessions 7-8, the pianist needed to practice putting sections together for the first time after the section-by-section practice of sessions 1-6 and avoided starting and stopping at section boundaries in order to rehearse the transitions between sections.

Attention to musical structure is also evident in the practice of switches, which are points of structural ambiguity where the same passage occurs at different points in the piece. Switches were a focus of attention at the beginning and end of the learning process. In sessions 1-6, switches received more starts, stops, and repetitions than other bars. Switches were not singled out for attention again until sessions 28-36, when playing stopped at switches once again. We have already quoted the pianist's comment about the difficulty of remembering "*which way the switch would go*". When retrieval from memory did not keep up with the new, faster tempo in sessions 28-36, it was at switches that playing was interrupted. The solution was more practice of switches and this took place in sessions 37-50 when switches were once again repeated more than other features.

Performance cues

The progression in the effects of performance cues (first basic, then interpretive, then expressive; see Table 2) took a different form for each measure, reflecting differences in the factors responsible for starting, stopping, and repeating. Changes in where playing starts reflect changes in the mental landmarks for the piece. Changes in where playing stops also reflect changes in landmarks as well changes in the problems interfering with fluent performance. Changes in which performance cues are repeated reflect changing goals for practice.

The progression was clearest for stops. First, in sessions 7-8 and 9-16, as the pianist developed the ability to play through the entire piece, she stopped at basic cues more often than at other locations. The memory for what she needed to do was not coming to mind quickly enough and she stopped to make sure that crucial details of technique were executed as planned. Then, in sessions 20-24, as she prepared for the first performance, she stopped at interpretive cues, indicating that it was now interpretive gestures that were not coming to mind quickly enough. Finally, in sessions 28-36 and 37-50 during the final polishing, it was expressive cues that affected stops. The effects were negative, indicating that the pianist did *not stop* at expressive cues, reflecting the fact that to practice expression it is necessary to play through emotional turning points without interruption.

There was a similar progression for starts during sessions 1-17 but not thereafter. Practice segments started at basic performance cues in sessions 1-6 and 7-8 as she practiced the piece in sections and put it together for the first time. Next, as automaticity developed in sessions 9-16, interpretive cues were added to basic. Then, when she memorized the piece in session 17, she started at interpretive and expressive cues, shifting her attention to the main musical turning points. The progression did not continue in later sessions. Relearning the piece again in sessions 26-27 after a 3-month break, starts were once again at interpretive cues and this continued in the final polishing in sessions 37-50.

The progression of effects for repeats was more complex. A progression from basic to interpretive to expressive was interrupted at two points by a return to the practice of basic cues. Initially, the effects were similar to those for starts: passages containing basic cues were repeated more than others in sessions 1-6 and 7-8 and then basic and interpretive cues were repeated more in sessions 9-16. In session 17, however, effects for starts and repetitions diverged; as the pianist practiced performing from memory for the first time effects of interpretive cues disappeared and basic cues re-emerged. The progression resumed in sessions 20-24, as she prepared for her first public performance: interpretive cues were repeated more and expressive cues less. These effects continued in sessions 26-27, as the piece was relearned after a 3-month break and then practice of interpretive cues disappeared during further polishing of the piece in sessions 28-36, leaving expressive cues as the main focus of attention. Finally, in sessions 37-50 the negative effect of expressive cues was accompanied by a negative effect for basic cues. In the final polishing of the piece, the pianist apparently practiced the retrieval cues for both expression and technique by playing fluently through them without interruption.

In sum, the pattern of effects indicate that, in general, the pianist attended first to basic, then to interpretive, and finally to expressive cues with starts, stops, and repetitions showing the progression in different ways. The progression was simplest for stops (basic in sessions 7-16, interpretive in 20-24, expressive in 28-50). For starts the same progression was evident until the piece had been memorized in session 17 (basic in 1-16, interpretive in 9-17, expressive in session 17). For repeats, the pattern was interrupted by the reappearance of effects of basic cues in sessions 17 and 37-50 (basic in 1-17, interpretive in 9-16 and again in 20-27, expressive in 20-50). Despite the differences,

each measure showed basic performance cues being practiced earlier and expressive cues later.

The practice data provide behavioral confirmation of the pianist's report that she practiced performance cues and that she focused on expressive cues in her final preparation for performance. They do not, however, show that the pianist continued to think about performance cues during performance. For evidence of this point we turn to her recall of the score *after* the final performance.

Effects of performance cues on recall of the score

Free recall reflects the organization of information in memory. Recall of an ordered series is generally better for the first item in the series and declines with each succeeding item (Broadbent, Cooper, & Broadbent, 1978; Raaijmakers & Shiffrin, 1981; Roediger & Crowder, 1976). Serial position effects are thus a reflection of how information is organized in memory. Performers generally report that during the final preparation for performance, they focus more on musical expression and less on technique. If these reports are accurate, we would expect to find serial position effects for structural boundaries and expressive and interpretive cues. Better recall of the score at points where these cues are reported would indicate that they functioned as retrieval cues. Declining recall in following bars would suggest that memory was organized in associative chains starting at each retrieval cue.

Twenty-seven months after the recording session the pianist in the *Presto* study was unexpectedly asked to write out the score from memory. Her memory was remarkably good, 65% accurate (Chaffin & Imreh, 1997; Chaffin et al., 2002, p. 212). More interesting, though, were the effects of the different kinds of performance cues.

The proportion of notes correctly recalled in each bar provided a measure of the probability of recall. (Table 3 shows the effect of serial position with respect to each type of performance cue on recall of the score.

Chaffin & Imreh, 2002; Chaffin et al., 2002, p. 214). The serial position effects tell us that the pianist's memory was organized primarily in terms of formal structure and expressive cues, even after a more than two-year absence from performing the piece. Recall was best for bars marked by structural boundaries and tapered off with each successive bar. Expressive and interpretive cues produced similar effects, although the effect for interpretive cues was not significant. Basic cues, on the other hand, produced the opposite effect. Recall was *worse* for the bar containing the cue and improved over the next three bars. The effect suggests that the role of basic cues was different from that for expressive cues. Basic cues represent details about planned movements that were not called for in the written recall task and that apparently interfered with it. Structural and expressive cues, in contrast, were linked to the conceptual representation of the piece that was required for writing out the score.

The main landmarks in her memory for the piece more than two years later were the structural and expressive cues. The serial position effects for these cues support the pianist's report that during the final performance she was thinking mainly about musical expression with basic and interpretive performance cues on the fringes of her awareness, available in case things went wrong. There is, however, another possible explanation. The finished performance could have been entirely automatic. On this view, performance cues functioned as retrieval cues as a result of extended practice but did not otherwise control the performance. To evaluate the pianist's claim that she used structural and expressive cues to monitor and direct her performance, we turn next to the polished performances at the end of the learning process and in the recording studio.

Tempo variation during performance

For evidence that performance cues guide and control polished performance, we need to compare their ef-

Table 3.

Probability of correctly recalling the score decreased with distance from section boundaries and expressive cues and increased with distance from basic cues

Type of Performance Cue	Serial position: Distance from cue in number of bars				
	1	2	3	4	5-8
Structural Boundary	.97	.90	.87	.69	.28
Expressive	.85	.85	.74	.43	.00
Basic	.68	.77	.78	.77	.46
Interpretive	.75	.78	.61	.00	

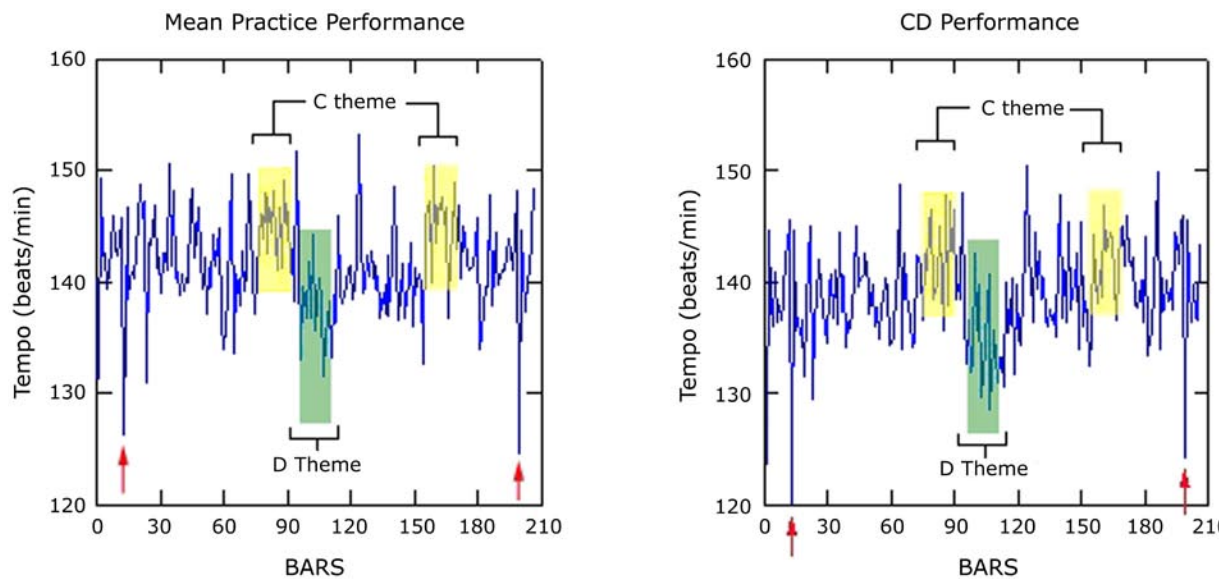


Figure 4.

Profiles of tempo in beats/min, plotted across bars for mean practice and the CD performance (last three bars omitted for tempo and first and last bars omitted), showing the locations of two of the downward octave jumps and ascending 8th note scales (indicated by red arrows) and the C and D themes (indicated by highlighting and brackets).

fects on different performances. Systematic differences between performances attributable to performance cues would support the proposals that these cues are responsible for the differences between performances that musicians commonly report, and that skilled performance involves the strategic management of the variability inevitable in any activity (Latash, Scholz & Schoner, 2002; Todorov & Jordan, 2002; Van Orden et al., 2003). On the other hand, the absence of statistically significant differences between performances would suggest that any differences that do occur are not a product of systematic control process but simply reflect the random variability that pervades any activity. On this account, the impression of many performers that each performance is unique is an illusion; the differences are not a product of artistic inspiration or the skilled management of variability but of random noise. On this view, performers remember the random variations that happen to be musically significant and forget those that are not (Chaffin et al., 2006).

We will illustrate the type of analysis needed to evaluate these claims by comparing the pianist's performance of the *Presto* in the recording studio, released on CD, with the mean of seven polished performances in the practice studio in the two weeks leading up to the final performance. The comparison approximates the common situation of a pianist giving repeat performances in different venues. Differences would show that the professionally important CD performance differed from the most reliable measure available of the

pianist's intended performance in the practice sessions that preceded it. The absence of live audiences for all of the performances lessens the chance of finding differences as does averaging across practice performances. Finding differences between these performances would suggest, therefore, that differences are likely any time the same piece is performed repeatedly. (Differences between the seven practice performances are reported by Chaffin et al., 2006. The present comparison has not been reported elsewhere and provides a more conservative test of the prediction of differences between repeated performances.)

We might expect attention to basic performance cues to be reflected in slower tempi, to allow time to monitor the details of execution represented by these cues. Predictions for the effects of expressive and interpretive performance cues are more complex because their effects depend on the nature of the musical gesture intended. The predominant feeling evoked by the *Presto* is of headlong, rushing forward. For a piece of this sort, we expected that expressive cues, representing higher levels of emotional intensity (as reported by the pianist) would be associated with faster tempi. For interpretive cues, we empirically identified four additional musical gestures by identifying fluctuations in tempo that were consistently related to features of the music. We then looked for differences between performances in the effects of the gestures. All of the musical gestures identified involved features that occurred at multiple points in the piece. Any ef-

fects cannot, therefore, be readily attributed to the idiosyncratic playing of a single bar. Rather, significant effects would indicate that a musical gesture involved consistent changes at multiple points in the piece. Likewise, differences between performances in the effect of a gesture would reflect consistent differences in the same direction at multiple points.

Description of the performances

As required by the score and by Baroque performance practice, the tempo was fast and variation minimal (Mean = 141.5 and 139.0 beats/min for the practice and CD performances respectively; SD = 4.4 and 4.6 beats/min respectively). The pianist played a mean of approximately 14 notes per second throughout the entire piece, while the standard deviations indicated that the average variation in tempo was well below the 20 ms threshold required for detection (Clarke, 1989). Although values for the two performances were very similar, tempo was reliably faster in the practice performances, $t(207) = 12.80$, $p < .001$, something that the pianist had anticipated in session 42 when she noted that she might slow down for the CD performance to “make it sound easy” (Chaffin et al., 2002, p. 154).

Identification of musical gestures

The tempo profiles for the CD and mean practice performances, shown in Figure 4, contain marked similarities ($r = .79$). For example, there were sharp down and up spikes (indicated by red arrows in Figure 4) at the beginning (bar 13-14) and end (bar 199-200). These spikes coincide with the beginning of the *A* theme which is introduced by a downward octave jump followed by an ascending scale of eighth notes (see Figure 5). These two musical features contribute to the predominant feeling that the *Presto* seems to evoke of headlong, forward motion. The downward jump seems to evoke the feeling of leaping downward, while the upward scale gives an impression of rushing back up again. These musical images were accentuated by the pianist. By prolonging the first note of the jump (downward spikes), she seemed to reinforce the sensation of leaping down and the impact of landing. By compressing the time taken by for the upward scale (upward spikes), she emphasized the feeling of rushing upward. The *A* theme returns repeatedly throughout the piece, and the repetition of these two gestures is responsible for many of the upward and downward spikes in both performances. A third musical gesture was responsible for some of the large-scale



Figure 5.

Score of bars 1-3 showing musical features that elicited two of the pianist's interpretive gestures: the octave jump down in bar 1 and the ascending 8th note scale in bar 2.

wave structure evident in both performances in Figure 4. Two sections containing the light, dancing *C* theme (bars 77-92 and 155-166; highlighted and indicated by brackets in Figure 4) were faster while the complex fugue in the *D* theme that marks the center of the piece (bars 104-112) was slower.

An additional gesture was identified on the basis of the pianist's reports of her decisions about phrasing. When these were compared with the fluctuations in tempo, it was evident that tempi were slower in bars where the pianist reported beginnings of phrases. These musical gestures are listed in Table 4 along with the other predictors used in the analysis of tempo (basic and expressive performance cues, expressive intensity, section bounds, switches and technical difficulties). Table 4 also shows the source of each predictor (pianist's report or our visual inspection of the correspondences between the profiles and musical score just described), the number of bars in which each gesture or musical feature occurred, and the range of values used to code it. All gestures occurred in multiple locations in the piece so their effects were unlikely to be due to the idiosyncratic playing of a single bar.

Factors affecting performance

Effects of the predictors on the two performances are summarized in Table 5 (left and middle panels). Positive effects indicate increases in tempo; negative effects indicate decreases. The table also summarizes differences between the mean practice and CD performances (right hand panel). The regression coefficients in the right hand panel of Table 5 represent effects in the CD performance that were not present in mean practice performance.

The most important result for our purposes was that there were differences between the CD and practice performances attributable to expressive and to basic performance cues. The differences support the proposal that performance cues were used to control the performances. Passages where the pianist reported

